




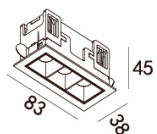
Múltiple



MÚLTIPLE | CL - 012706 | Downlight



83x30mm



NOVEDAD



CARACTERÍSTICAS

VOLTAJE	230v AC
POTENCIA	4.5 W
CRI	>90

COLOR - LM

3000° K	414 lm
4000° K	432 lm
5000° K	446 lm

ÓPTICA

9°

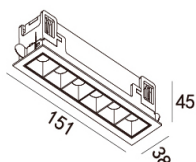
13°

24°

MÚLTIPLE | CL - 012707 | Downlight



151x30mm



NOVEDAD



CARACTERÍSTICAS

VOLTAJE	230v AC
POTENCIA	9 W
CRI	>90

COLOR - LM

3000° K	833 lm
4000° K	869 lm
5000° K	923 lm


ÓPTICA

9°

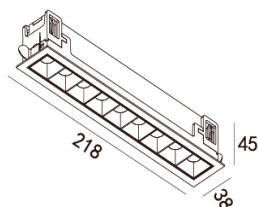
13°

24°

MÚLTIPLE | CL - 012708 | Downlight



285x30mm



NOVEDAD



CARACTERÍSTICAS

VOLTAJE	230v AC
POTENCIA	13.5 W
CRI	>90

COLOR - LM

3000° K	1250 lm
4000° K	1290 lm
5000° K	1379 lm


ÓPTICA

9°

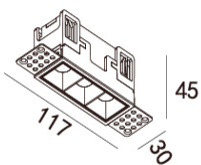
13°

24°





75x31mm



NOVEDAD



CARACTERÍSTICAS

VOLTAJE	230v AC
POTENCIA	4.5 W
CRI	>90

COLOR - LM

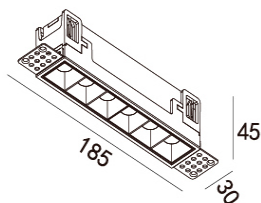
3000° K	420 lm
4000° K	434 lm
5000° K	448 lm

ÓPTICA

- 9°
- 13°
- 24°



143x31mm



NOVEDAD



CARACTERÍSTICAS

VOLTAJE	230v AC
POTENCIA	9 W
CRI	>90

COLOR - LM

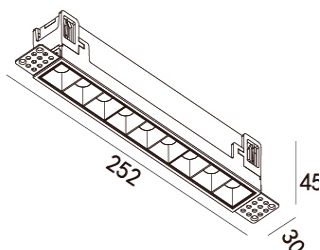
3000° K	834 lm
4000° K	864 lm
5000° K	918 lm

ÓPTICA

- 9°
- 13°
- 24°



210x31mm



NOVEDAD



CARACTERÍSTICAS

VOLTAJE	230v AC
POTENCIA	13.5 W
CRI	>90

COLOR - LM

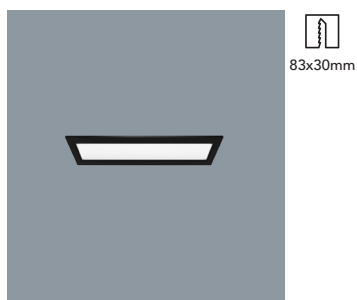
3000° K	1242 lm
4000° K	1296 lm
5000° K	1377 lm

ÓPTICA

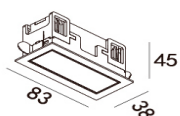
- 9°
- 13°
- 24°



MÚLTIPLE | CL - 012712 | Downlight



83x30mm



NOVEDAD

CARACTERÍSTICAS

VOLTAJE	230v AC
POTENCIA	2.1 W
CRI	>90

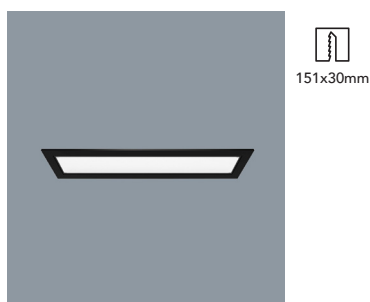
COLOR - LM

3000° K	290 lm
4000° K	296 lm
5000° K	298 lm

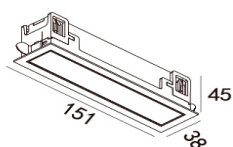
ÓPTICA

difusa

MÚLTIPLE | CL - 012713 | Downlight



151x30mm



NOVEDAD

CARACTERÍSTICAS

VOLTAJE	230v AC
POTENCIA	4.2 W
CRI	>90

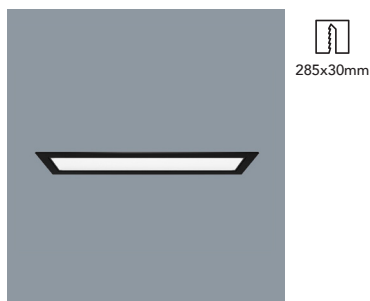
COLOR - LM

3000° K	580 lm
4000° K	592 lm
5000° K	598 lm

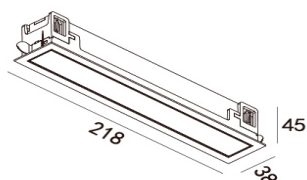
ÓPTICA

difusa

MÚLTIPLE | CL - 012714 | Downlight



285x30mm



NOVEDAD

CARACTERÍSTICAS

VOLTAJE	230v AC
POTENCIA	6.3 W
CRI	>90

COLOR - LM


3000° K	754 lm
4000° K	768 lm
5000° K	772 lm

ÓPTICA

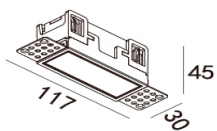
difusa

PRODUCTOS





83x30mm



NOVEDAD



CARACTERÍSTICAS


VOLTAJE	230v AC
POTENCIA	2.1 W
CRI	>90

COLOR - LM

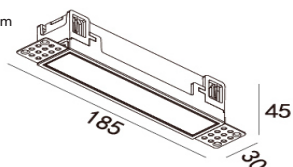
3000° K	290 lm
4000° K	296 lm
5000° K	298 lm

ÓPTICA

difusa



151x30mm



NOVEDAD



CARACTERÍSTICAS


VOLTAJE	230v AC
POTENCIA	4.2 W
CRI	>90

COLOR - LM

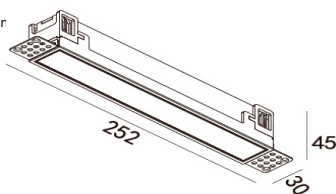
3000° K	580 lm
4000° K	592 lm
5000° K	598 lm

ÓPTICA

difusa



285x30mm



NOVEDAD



CARACTERÍSTICAS

VOLTAJE	230v AC
POTENCIA	6.3 W
CRI	>90

COLOR - LM

3000° K	754 lm
4000° K	768 lm
5000° K	772 lm

ÓPTICA

difusa



