

DOWNLIGHT




Aura



AURA | CL - 011501 | Downlight



Ø 450mm



CARACTERISTICAS

VOLTAJE	AC 100 - 240 V
POTENCIA	18 W
CRI	>80

COLOR - LM

2800° K	1440 lm
4000° K	1470 lm
5665° K	1500 lm

OPTICA


difusa



AURA | CL - 011502 | Downlight



Ø 550mm



CARACTERISTICAS

VOLTAJE	AC 100 - 240 V
POTENCIA	30 W
CRI	>80

COLOR - LM

2800° K	2400 lm
4000° K	2469 lm
5665° K	2550 lm

OPTICA


difusa



AURA | CL - 011503 | Downlight



Ø 700mm



CARACTERISTICAS

VOLTAJE	AC 100 - 240 V
POTENCIA	50 W
CRI	>85

COLOR - LM

2800° K	4000 lm
4000° K	4100 lm
5665° K	4250 lm

OPTICA

difusa

