






# Trau



TRAU | CL - 120201 | Técnicas

**CARACTERISTICAS**

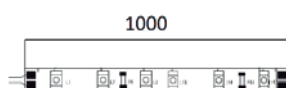

VOLTAJE	<b>DC 12 V</b>
POTENCIA	<b>7 W/M</b>
CRI	<b>&gt;90</b>

**COLOR - LM**

3000°K	620 lm
4000°K	645 lm
6400°K	660 lm

**OPTICA****116°****A MEDIDA**

TRAU | CL - 120202 | Técnicas

**CARACTERISTICAS**

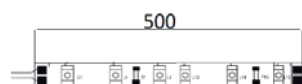

VOLTAJE	<b>DC 12 V</b>
POTENCIA	<b>7 W/M</b>
CRI	<b>&gt;90</b>

**COLOR - LM**

3000°K	620 lm
4000°K	645 lm
6400°K	666 lm

**OPTICA****120°****A MEDIDA**

TRAU | CL - 120203 | Técnicas

**CARACTERISTICAS**

VOLTAJE	<b>DC 12 V</b>
POTENCIA	<b>14 W/M</b>
CRI	<b>&gt;90</b>

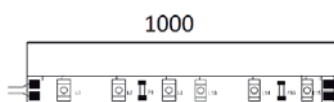

**COLOR - LM**

3000°K	940 lm
4000°K	980 lm
6400°K	1010 lm

**OPTICA****120°****A MEDIDA**

PRODUCTOS





CARACTERISTICAS

VOLTAJE	<b>DC 12 V</b>
POTENCIA	<b>14 W/M</b>
CRI	<b>&gt;70</b>

COLOR - LM

3000°K	940 lm
4000°K	980 lm
6400°K	1010 lm

**A MEDIDA**

OPTICA

**120°**





