


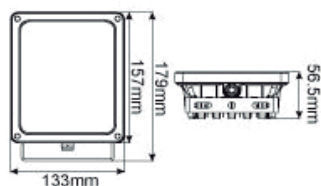
PROYECTOR



Tro



TRO | CL - 090501 | Proyector



CARACTERISTICAS

VOLTAJE	AC 85 - 264 V
POTENCIA	10X1 W
CRI	>80

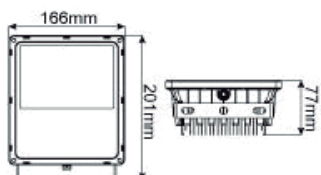

COLOR - LM

3000°K	800 lm
4000°K	850 lm
6000°K	900 lm

OPTICA

120°

TRO | CL - 090502 | Proyector



CARACTERISTICAS

VOLTAJE	AC 85 - 264 V
POTENCIA	20X1 W
CRI	>80

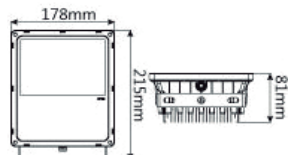

COLOR - LM

3000°K	1600 lm
4000°K	1700 lm
6000°K	1800 lm

OPTICA

120°

TRO | CL - 090503 | Proyector



CARACTERISTICAS

VOLTAJE	AC 85 - 264 V
POTENCIA	30X1 W
CRI	>80

COLOR - LM

3000°K	2400 lm
4000°K	2550 lm
6000°K	2700 lm

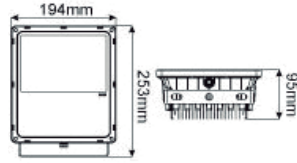
OPTICA

120°

PRODUCTOS



TRO | CL - 090504 | Proyector



CARACTERISTICAS

VOLTAJE	AC 85 - 264 V
POTENCIA	50X1 W
CRI	>80

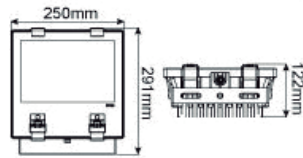
COLOR - LM

3000°K	4000 lm
4000°K	4250 lm
6000°K	4500 lm

OPTICA

120°

TRO | CL - 090505 | Proyector



CARACTERISTICAS

VOLTAJE	AC 85 - 264 V
POTENCIA	70X1 W
CRI	>80

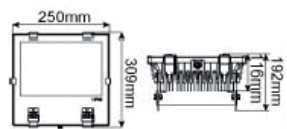

COLOR - LM

3000°K	5600 lm
4000°K	5950 lm
6000°K	6300 lm

OPTICA

120°

TRO | CL - 090506 | Proyector



CARACTERISTICAS

VOLTAJE	AC 85 - 264 V
POTENCIA	100X1 W
CRI	>80

COLOR - LM

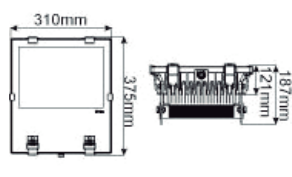

3000°K	8000 lm
4000°K	8550 lm
6000°K	9000 lm

OPTICA

120°



TRO | CL - 090507 | Proyector



CARACTERÍSTICAS

VOLTAJE	AC 85 - 264 V
POTENCIA	150X1 W
CRI	>80

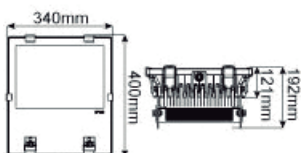

COLOR - LM

3000°K	12000 lm
4000°K	12750 lm
6000°K	13500 lm

OPTICA

120°

TRO | CL - 090508 | Proyector



CARACTERÍSTICAS

VOLTAJE	AC 85 - 264 V
POTENCIA	200X1 W
CRI	>80

COLOR - LM

3000°K	16000 lm
4000°K	17000 lm
6000°K	18000 lm

OPTICA

120°